

YOUTH EMPOWERMENT BULGARI PROJECT



Final Progress Report: Feb 2016 to Dec 2020

Submitted by
PeaceWin Nepal,
Martadi, Bajura

Submitted to
Save the Children International
Mid and Far-West Field Office,
Surkhet, Nepal

List of Acronyms:

ASIP	Annual School Improvement Plan
CC	Child Club
CCA	Co-Curricular Activities
CTEVT	Centre for Technical, Education and Vocational Training
CCDRR	Child Centric Disaster Risk Reduction
CEF	Child Endowment Fund
CEMIS	Community-based Education Management Information System
CFM	Complaint and Feedback Mechanism
CSO	Civil Society Organisation
CWD	Child with Disability
D	Denominator
DAG	Disadvantaged Group
DCSIDO	District Cottage and Small Industry Development Office
DDC	District Development Committee
DECO	District Education Coordination Office
D-MEGA	District - Medium Entrepreneurs' Group Association
ECA	Extra Curricular Activity
FNCCI	Federation of Nepalese Chamber of Commerce and Industries
FR	Final Report
FGD	Focus Group Discussion
GESI	Gender and Social Inclusion
GoN	Government of Nepal
M&E	Monitoring and Evaluation
ME	Micro Enterprises
MEAL	Monitoring, Evaluation, Accountability and Learning
MTToT	Master Training of Trainer
N	Numerator
NRs	Nepali Rupees
OPMIS	Online Program Management Information System
PTA	Parents' Teachers' Association
PAT	Presence Absence and Total
PLG	Program Learning Group
PM	Programme Manager
PNGO	Partner Non-Governmental Organization
PC	Project Coordinator
SMC	School Management Committee
VEC	Village Education Committee
VEP	Village Education Plan
YC	Youth Clubs
VT	Vocational Trainer
YEF	Youth Exchange Forum
YMIS	Youth Management Information System
YESF	Youth Self Employment Fund
YTD	Year To Date.

Table of Contents

I.	Key highlights from the reporting period	5
II.	Progress report based on results framework as described in project proposal.....	8
a.	Outcome level: Results (2019).....	9
b.	Output and activity level: Outputs from main activities	10
III.	Progress report on the activities carried out (Narrative part) Error! Bookmark not defined.	
Result 4:	Other activities.....	Error! Bookmark not defined.
IV.	Beneficiaries	Error! Bookmark not defined.
V.	Crosscutting issues:.....	37
a.	Inclusion of Children with Disability:	37
b.	Advocacy:	38
c.	Gender:	38
VI.	Challenges	39
VII.	Lessons Learned	39
VIII.	Sustainability.....	40
IX.	The major priority of 2020	41
X.	Annexes	41
1.	Annexes: Annual financial report 2019.....	41
2.	Annexes: work plan 2019	41
3.	Annexes: ME/VT Tracking Details	41

Name of Award	Youth Empowerment Bulgari Project		
Member/Donor	SC Italy/ Bulgari		
Country Office	Martadi, Bajura	SOF Number	38000295
Award Start Date	February 01, 2016	Award End Date	December -31, 2020
Award Duration	5 years	Award Location	Three municipalities of Bajura district. (Badimalika, Budhiganga & Triveni Municipalities).
Budget	Total Award Amount in NPR (5 year) : 40,045,171.56	Total Spent in whole Period in NPR (5 year) : 40,045,160.00	Burn rate: (100% on 5 years budget.
Target Groups and Locations	Most deprived children (likely to drop out of school and out-of-school) and youths (pursuing employment or micro-enterprise development opportunities) between 13 and 22 years of age from the five districts of Mid and Far-Western development Regions of Nepal. Badimalika, Triveni and Budhiganga municipality of Bajura district.		
Country Office Contact	<i>Mr. Dharma Bahadur Rokaya- Project Coordinator</i> <i>Peacewin Nepal, Bajura</i>		
Member Office Contact	<i>Mr. Prem Pun – District Project Officer.</i> <i>Save the Children</i>		
Summary of Award	The Youth Empowerment Project is about building better and sustainable future for our youths ensuring they are their own agents of change so they can make informed decisions about their own future, and take steps towards realizing their ambitions. By investing in youth empowerment, we will have an impact on the future of a youth, of a family, a community and an entire country. Investing in youth empowerment means fighting inequality through local development. Investing in programmes tailored to children and youth advances socio-economic development.		
Reporting Period:	Feb 2016 to Dec 2020		

I. **Key highlights from reporting period:**

PeaceWin Nepal, Bajura has been implementing the Youth Empowerment Bulgari Project from February 1st, 2016 to December 31st, 2020 with the financial support of save the children. The project is being implemented in 3 Municipalities, 14 Secondary Schools, 12 youth clubs, 14 child clubs and 4 cooperatives targeting to 13-22 year children/youths. PeaceWin Nepal, Bajura has been working strategically with the District government, local government, cooperatives, financial institutions and private sector. The district unit of the government of Nepal has coordinative role however the Municipality has the major role and authority for the local development. Municipalities, District Cooperative Office (DCO), Federation of Nepalese Chamber of Commerce and Industries (FNCCI), Schools, School Management Committees (SMCs), Parents' Teachers' Associations (PTAs), Village Education Committee (VEC), Cooperatives and Child/ Youth Clubs are some of the institutions where PeaceWin has been coordinating to achieve planned result of this reporting period.

Collaborations with the local government and the private sector remained significant in this project implementing period that helped to multiply the project result and scale up the intervention. Municipalities of YEB project working area has made an agreement with the YEB Project of PeaceWin, Bajura and contributed the budget (**Euro-8884.61**) conducted the various vocational training and strengthening the capacity of Youth information's centre's where there YEB Project has worked with jointly. Likewise, the project has supported to developed 5 years livelihood strategy plan of Badimalika Municipality and youth and education policies of Budhiganga and Triveni municipalities. PeaceWin Nepal, Bajura works in lifecycle approach for a children, women and youth. So, Youth Empowerment Bulgari Project also collaborated with other projects in Bajura district, particularly in education and livelihood component which focuses on improving quality of education for children and strengthening governance systems at the local level. The performance of the project in economic empowerment also remained significant. Total 85.7 percentages of the VT and ME trained youths have been able to be employed or self-employed however the earnings of these youths have been the matter of concern for the project during the YEB project working period. Only 80.46percentages of employed or self-employed youths have been able to generate at least NPR 72000.00 until this period. Likewise, investment of the income in children has also been the issues as it has also not been able to meet the set target. **73.28** percentages of employed/self-employed has been investing to their children and families. 4 cooperatives are continuing allocated the amount for child endowment fund from their regular income by 5 percent. There are 261 children has been supported by the child endowment fund in the project working period. This is one of the sustainability approaches for the most deprived children. Four cooperatives and three micro-enterpriser of YEB Project working have been followed by the child safeguarding policy. The project reached 12192 children (G: 6143, B: 6049) and 13769 (F: 5363, M: 8405) adults directly reached during this five years period. The entire planned activities were carried out in 2016 to 2020 and the total burn rate remained 100 percentages at the end of the project. Some of the major points that project progress in this project are as given below:

- **94.19%** increased in secondary level education completion rate in project area of Bajura.
- **94.89%** of participating children/youths (*297 out of 313 based on indicator survey*) benefited from positive mentoring and career counselling.
- **100%** of children receiving bursary support (*318 out of 318 based on indicator survey*) continue school education.
- **100%** most deprived drop out children receiving bursary support (*42 out of 42 based on indicator survey*) re-enrol and continue school education.
- When the schools were closed-out due to the lockdown of the country by COVID-19 the alternative classes for class 8, 9 and 10 were conducted on local FM radios in collaboration with the district education coordination unit, municipality and teachers. According to the district education coordination unit, the total most of the students were benefited from this radio class in Bajura district.
- **90.48%** (*38 out of 42 based on indicator survey*) of head teachers demonstrate increased capacities to keep adolescent at school and prevent drop out.
- **92.63%** of participating children/youths (*440 out of 475 based on indicator survey*) acquire skills on emotional management, problem solving and decision-making.
- **87.97%** (*139 out of 158 based on indicator survey*) of most deprived youth receiving vocational training get employment.
- **88.16%** (*134 out of 152 based on indicator survey*) of most deprived youth receiving micro-enterprise skill training established micro-enterprise.
- **71.48%** (*183 out of 256 based on annual income tracking report*) of employed, self employed youth who are training graduate and micro-enterprise beneficiaries of the project earned at least 72000.00 annually.
- **70.55%** employed, self employed youth (*115 out of 163 based on annual income tracking report*) are annually investing in children wellbeing from income.
- 4 children have been receiving bursary support from 2019 to 2021 by the private sector continuously.
- Badimalika MC has taken ownership of all the cooperatives within the municipality to form child sensitive cooperatives.
- All the cooperatives within the Badimalika MC have agreed to establish a child endowment fund by signing a meeting of the cooperatives in the municipality.
- Three schools have set up child endowment funds in schools with the help of school teachers, local government and other supported people.
- Supported to facilitate and prepared the different policy, procedure (*Youth policy, education plan, and livelihood strategy plan*) and plan of Palika and now endorse by local government.
- 96 youths registered their micro enterprise business in Palika and CSIDB office.
- YICs have continuously disseminated the news on COVID-19 and meticulousness through public media, face book, website and door to door visit with safety measure.
- 100% of Proportion of Ays (*128 out of 128*) who completed Vocational and Technical (VT) Training

II. Progress report based on results framework as described in project proposal

Overall objectives: To augment inclusive and sustainable society by enhancing life success of children and youths of Nepal

According to the overall objective of the project, various activities have been carried out at the district and municipality level to develop an inclusive and sustainable society by increasing the success in the lives of the children and youth within the scope of the project. In addition to assisting the local government in various campaigns to bring out-of-school children to and from school, awareness programs were also conducted to bring out-of-school children to and from school. Bursary assistance has been provided to 318 children in the working area while 261 children have received assistance from the Child Endowment Fund. Looking at the ratio, 94.19 percentages of the out-of-school children have been re-enrolled in school and have continued their schooling. Looking at the ratio of children assisted by bursary, 100 percentages of the assisted children are continued in school. However, 87 percentages of the selected youths have been running the business continuously. Assessing the results, the project seems to play a supportive role in enhancing the life success of Nepal's children and youth. It will also help to keep children in school even after the project is over. Because it seems that the child grants will be continued by the cooperatives working in partnership with the project, the cooperation with the private sector has also been increased for the assistance of children. The local government has also prepared various policies and procedures for the development of children and youth sector in the coming days. Based on these policies and procedures, the local government is certain to move its programs forward.



Figure 1. Youth engaged in micro enterprise.

Specific Objective: The most deprived children/youths are empowered and have the necessary opportunities and skills to act as agents of change and improve their life conditions.

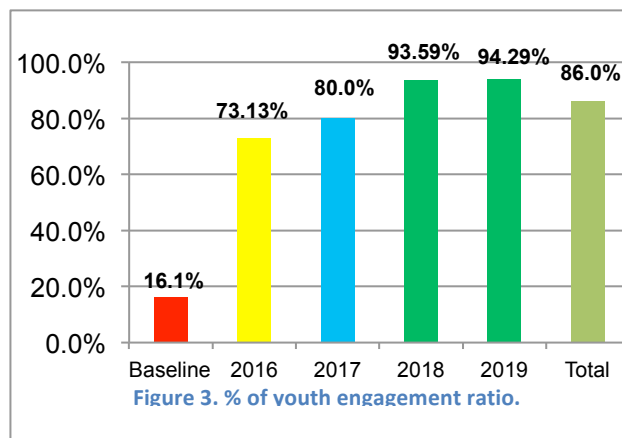
Indicator I: % increase in youth employment and micro-entrepreneurship engagement

It is targeted that the increment in youth employment and micro-entrepreneurship engagement has been increasing ratio in YEB project working area. The work area of the project seems to have changed a lot compared to the situation before the start of the project and the current situation. This is because the project has developed into a business venture for the youth after conducting its activities. At the same time, after assisting in formulating various policies and procedures of the local government, it seems that the local government has become comfortable to run youth targeted programs. Altogether, 310 youths (N: 228/ D: 265) have been graduated from micro entrepreneurship and vocational

training till the project year. Most of the challenging part of the project was to select needy and interested youths for MEs/VTs as there were chances of youths being drop out.

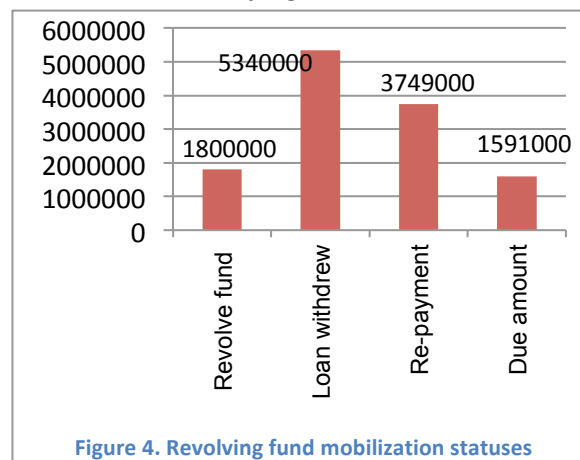
Working years	# of Youths trend			# of Youths engaged		
	F	M	Tot	F	M	Tot
2016	24	43	67	31	18	49
2017	30	20	50	19	21	40
2018	37	41	78	30	43	73
2019	37	33	70	31	35	66
Total	128	137	265	111	117	228

Figure 2.# of youth trend & engagement



Project had coordinated with municipality and ward offices to disseminate information about training to needy youths, and supported to select the youths at municipality & ward level. Municipality & Ward also published notice for the purpose. Youth club representatives were mobilized. All participants were interviewed and participants were selected. Then project staffs along with ward chairpersons conducted door to door campaign to see whether the youths are really needy or not and took views of their guardian too.

During initial phase of project year, engagement ratio of youths was low as seen in figure ii but later on as per coordination with ward offices for youths selection, engagement ratio was increased. Municipality is also now taking ownership on providing micro entrepreneurship and vocational training to youths. Furthermore municipalities and CSIDB have also allocated NPR 20, 00, 000 (EURO



15384.615) for providing skill based training to youths aged 18-45. Project will also ensure that drop out youths of project will benefit from the program. To engage ME/VTs youths in business, project established revolving fund mechanism in coordination of cooperative.

Altogether 92 youths have received loan from the fund till date. Tri partite agreement has been conducted between cooperative, municipality and organization for effective monitoring and utilization of the fund after project phase out.

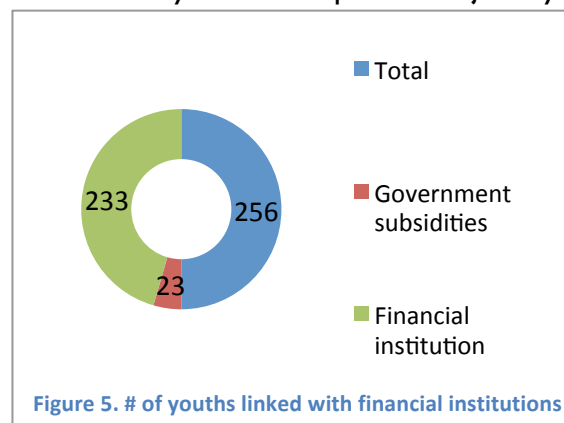
Among total trained youths, 86% (N: 228/ D: 265) youths are employed/ self-employed including both ME and VT.

Source: Income tracking analysis

Activities implemented during the program implementing period by project to engage ME/VT youths;

- Random Market assessment and youth selection for the micro-enterprise development training has been done with the joint plan with CSIDB and youth policy has been prepared by municipality.
- Life skill and financial skill training have been provided to all selected MEs/VTs youths so that they could have strong decision on what to do. To increase their saving habit and more investment in business, project have provided piggy bank to **277 (F: 61/ M: 54, G: 72, B: 90)** youths.
- In annual basis, on the occasion of International Youth Day, youths on the basis of income tracking and situation of trades were awarded with best entrepreneur in coordination with CSIDB, municipality and other concerned organization. Total **33 (F-14, M-19)** youths have been awarded with best entrepreneur award till date.
- Based on the income tracking analysis, project regularly provided mentoring and motivational counselling to youths. Altogether **94.89% N-297, D- 313)** have been provided with mentoring and motivational counselling.
- Project has continuously coordinated with service providers and private sectors for youth engagement. Bursary supported child named Laxmi Baniya engaged in cooperative as a chairperson. Total **13** numbers of youths are placed in job by Private sector providers in coordination of project.
- Those needy youths with difficulty in establishing business due to financial issues and youths with low income based on income tracking analysis were provided with business start-up support and cash transfer Total **45 (F:27, M:18)** youths provided with start up support.
- Short term skill boost training had provided to low skilled youths by project trained skilled youths.
- Linkage of needy ME/VT youths with other financial institutions and government subsidies. Total **256 (Gov-23, Financial ins-233)** youths (**F: 33, M: 223**) have received subsidies from cooperative, financial institutions and government as presented in figure 4.
- Project is also focused to register business of youths for sustainability. Till date, project has supported **96** youths to register their business.

- Allocation of NPR 35 lakh 40 thousand budget for providing micro entrepreneurship and vocational training by municipality in 2020.



Furthermore, as per the latest income tracking sheet of 2020, total 88% (N: 221/ D: 252) of youths are employed/ self-employed. Some youths who were engaged in the particular year got dropped out another year so they were provided with counselling service, skill boost and start up support to reengage their business. With all the efforts, still 21 youths are drop out. During 6 months project extension period, project will conduct other interventions to retain them in micro-enterprise development in Bajura district.

Indicator 2: % increase in secondary level education completion rate in project area

Project had been especially focused to retain the students of secondary level. Majority of the children studying in project implemented schools are of Dalit community and belong to poor families. Those communities are backward in terms of education and income generation opportunities so the children of those communities gets drop out from their school and do labour unskilled labour works. During the project period, 94.19% (N- 11029 D- 11709) children have completed their secondary level education. Project supported municipality for conducting enrolment campaigns. Poster, pamphlets and banners were disseminated in various places to the awareness raising and enrolment of drop out children.

Working years	# of enrolled students	# of attended students in final exam
2016	2289	2198
2017	2163	2047
2018	2410	2175
2019	2603	2474
2020	2244	2135

Figure 6. # of secondary level education completion

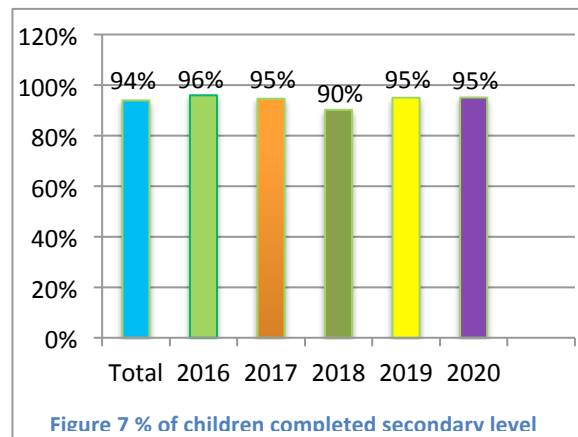


Figure 7 % of children completed secondary level

Project has continuously supported technically and financially to Municipality for preparing Education Policy, Education Act and Education Rules so as to ensure that even after project completion municipality will set its goals year wise for completion of secondary level inside the municipality. Schools have committed to continue best student award distribution in trimester basis from schools own internal fund after project completion also. Municipality have also allocated budget for award distribution at municipal level. Municipality have instructed all schools to conduct extra-curricular activities every Friday and appoint focal



Figure 8. Bursary support child study with happy mood.

teacher for the job.

Activities implemented by project to retain secondary level students inside school;

- Door to door campaign by district education officer, teachers, SMC and other stakeholders for the enrolment of students and awareness rising.
- Project facilitated to provide capacity building, school management and life skill and financial skill training to teachers in yearly basis. In matching fund between projects, district DECU, head teachers conference were organized so that well performing schools could share new and innovative approaches of retaining their students inside school & schools could learn from them.
- Conduct attendance audit of students in schools. Based on the attendance audit, parents of low attendance students invited and conducted interaction meeting with them and discuss on the importance of completing secondary level completion.
- Provide ToT training on life skill and financial skill to teachers and teachers to secondary level students.
- Establishment of library in school to focused for most deprived children.
- Project facilitated schools to prepare their school improvement plan through school self-assessment where representatives of students, teachers, SMC and PTA participated.
- Conducted the motivational counselling to bursary supported children and their parents which has support to continue to the children in school and made concerned to their parents.
- Conducted to the capacity building and school management training for headmaster.
- Best students, teachers and schools award distribution based on attendance audit and their annual performance for encouraging other children, parents and teachers for better performance in coming days.

Result 1: Personal development: Youth are aware of their strengths and can take responsible decision about their lives.

Indicators 3: 80% of participating children/youths acquire skills on emotional management, problem solving and decision-making.

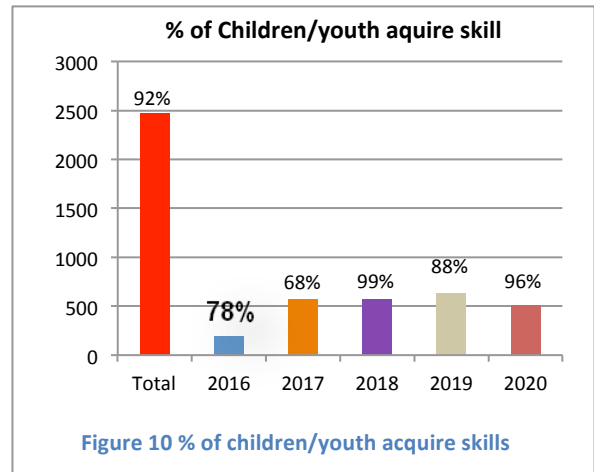
Children and youths in the project area have very limited knowledge on emotional management, problem solving and decision making. This is because children in the schools are only taught about what is prescribed in their text books. Regarding youths, some have never been to school or dropped out from school. So, life skill training was provided to children at school level and youths wanting micro entrepreneurship and vocational trainings. **Total 2472 (C: 1941/ Y: 531) (G: 1043/ B: 898/ F: 236/ M: 295)** children and youths have been oriented on life skill and financial skill training.

As per the annual indicator survey carried out each year, **92.63% (N: 440/ D: 475)** of the youths have acquired skills on emotional management, problem solving and decision making. Life skill and financial skill training was provided to retain bursary

supported students in school, increase the secondary level completion status, engage maximum of youths in employment/ self-employment and increase the income of ME/VT youths. The detail of analysis is presented in figure below;

Working years	# of children receiving life/financial skill			# of youth receiving life/financial skill		
	G	B	Total	F	M	Total
2016	93	99	192	0	0	0
2017	215	175	390	81	95	176
2018	203	187	390	74	106	180
2019	273	232	505	61	69	130
2020	259	205	464	20	25	45

Figure 9. # of children/ youths receiving life /financial skill.



Key activities implemented to support life skill and financial skill training.

- ToT training for 27 have been provides to teachers of project implemented schools, project staffs and adolescent youths those who are actively engaged in youth empowerment.
- Project regularly provided mentoring and motivational counselling to children and their parents with low attendance, youths who are gaining low income based on income tracking analysis and drop out ME/VT youths. Bursary supported children during lockdown period due to COVID 19 were motivated to study through radio school classes. Similarly, youths were encouraged to use social media for providing their services.

Deependra Saud, Grade 10, Toli Secondary School stated that, "Previously I was afraid of my father, didn't use to talk with my him but now I am confident and talk with my father freely over right issues and present my views."

- To increase the saving habit and enhancing the financial skill of children and youths, piggy bank was supported to them. As per the survey carried by project team among **277 (F: 61, M: 54, G: 72, B: 90)** youths in 2020, till date during 5 years project period, they have saved Euro-3452 in piggy bank.
 - Interaction among teachers, parents and children for the importance of education and its positive way for the life of children.

- 100% of children are receiving bursary support continue school education.
- 94.19% children have completed their secondary level education.
- 87% of youths are employed/ self employed until the date.
- Among them 92% youths are earning more than 72000 annually.

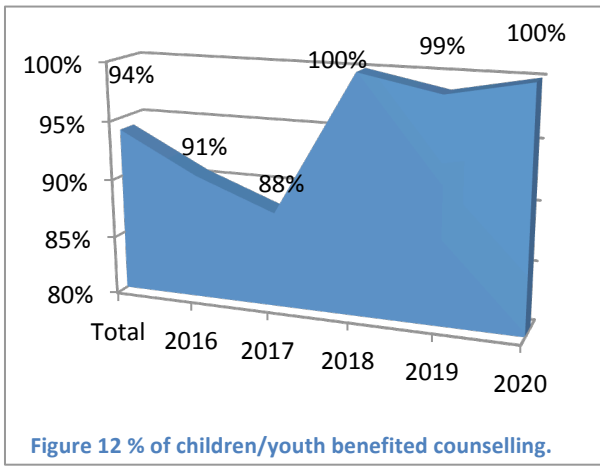
According to the head master of Nepal Rastriya Secondary School, Mr. Yam Sharma Acharya " A teacher has received ToT training on life skill training. He has been providing life skill sessions to children as per the manual provided. After training, children have become more confident, disciplined. Attendance rate has been increased. Children are now capable to express their feelings. The children who were shy in school and didn't participate in extra-curricular activities are now participating in activities and are enjoying too."

Indicator 4: 80% of participating children/youths benefit from positive mentoring and career counselling.

The activity aims to provide counselling for school dropout children, sensitize their parents on importance of completing secondary level education for their children well-being, enrol those drops out children in formal education, increase their attendance rate and ultimately increase the secondary level completion rate inside the project area. Furthermore, youths are supporting them in pursuit of their micro enterprises for expanding their businesses. Total **1211 (G:304, B:336, F: 232, M: 339)** children and youths have received positive mentoring and career counselling from the project as presented in year wise percentage in figure 10.

Impl eme nting years	# of children benefited from counseling			# of youth benefited from counseling		
	G	B	Total	F	M	Total
2016	5	62	67	4	11	15
2017	70	76	146	34	90	124
2018	65	30	95	49	52	101
2019	128	140	268	78	88	166
2020	36	28	64	67	98	165

Figure 11 .# of children/ youths benefit from counselling



Majority of the drop out children and youths engaged in micro entrepreneurship and vocational training belonged to Dalit and poor community as they are the most deprived community. So, they were more focused which was very challenging part. Their parents also needed to be counselled as their approval was must.

Saraj Sharki 22 yrs. is living in Triveni MC-9 was doing household chores and was earning nothing. He had worked as a porter and earned less to feed 7 members of his family. He was selected for vocational training for shoes making. When he completed the 3 months training, he had started the shoes making shop but nobody was gone to his shop because his hands were trembled during shoes making. So that it was difficult to sewing properly. Then he went to left his business. And he wanted to go to India again. He was again counselled to open his shop. Project also provided start up support to his and linked with CSIDB and palika. After some months, project team again advised his to add shoes items in his hop. He was again provided with start up support. Then he has improved his sewing skill gradually. Now, he is easily earning NPR 20000 (EURO 160) per month.

Key achievements after providing positive mentoring and motivational counselling;

- After regular counselling to youths, **265** youths were provided with ME/VT training. Some youths who suffered loss in their micro enterprise dropped out soon after 6, 7 months of starting so they were again counselled, motivated and provided with start up support to again start their enterprise. So, now as per the income tracking analysis of 2020, **86% (N: 228/ D: 265)** of participating youths are employed/ self-employed. 8 (ME: 5/ VT: 3) drop out ME/VT established micro enterprise in 2018 & 2019 after regular motivation and counselling.
- As a result of counselling, **12** youths have expanded their business. Project have also encouraged youths for conducting group business. Project has facilitated to establish one group micro enterprise business where 2 youths are engaged. Micro entrepreneur Krishna Dhami and Kishorraj Padhaya are doing poultry feed production shop.
- 100% of the bursary supported children continued school education and 94% of the children enrolled in secondary level completed their secondary level education. In the year wise it is in the increasing trend.
- As per year wise income tracking analysis, 71.48% (N: 183/ D: 256) of total youths are earn more than NPR 72000 annually as per latest income tracking analysis of 2020.

- *1 micro enterprise established through group business.*
- *2 youths are engaged in the group business.*
- *12 youths have expanded their business.*

Result 2: Education and training: Children (drop-out and likely school dropouts) and youths have gained academic and technical skills to succeed.

Indicator 5: 80% of children receiving bursary support continue school education

Total 146 children (Girls: 83, Boys: 63) (42 dropped out and 104 likely to drop out) received bursary support of NPR 10,000 (Euro 76.92)/ children by project individually. 4 children received bursary support from private sectors coordinated by project and also motivated those to provide continue support for marginalized children from 2019- 2021. Municipality, SMCs, teachers and cooperative identified the vulnerable children likes: Ultra-poor family, orphan Children, single parent, school dropped out children, likely to drop-out children, HIV affected, CWD and recommended the list of children for bursary support. Children received support according to Child Endowment Fund guideline developed by the project. Total 261 children (Girls: 144, Boys: 117) received educational support through

Working years	Vulnerability				
	G	B	Tot	Drop out	Likely to drop out
2016	30	30	60	5	55
2017	33	27	60	18	42
2018	38	22	60	6	54
2019	43	31	74	13	61
2020	36	28	64	0	64
Total	180	138	318	42	276

Figure13.# of children received bursary support up to date.

child endowment fund from four cooperatives.

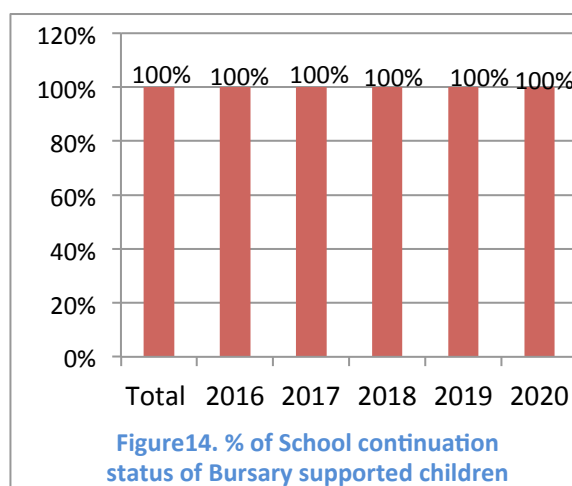


Figure14. % of School continuation status of Bursary supported children

As a part of project sustainability strategy, the project established bursary fund in 3 schools in project area. The YEB project contributed NPR. 156,000 (Euro 1200) to the fund while establishing in school, an individual donor (Head teacher of Toli Secondary school, Mr. Bishnu Prasad Ojha, Toli Secondary Schools contributed NPR. 100000 (Euro 769.23).

Among the total bursary recipient children (318), 100 percentage children are continuing school education. Likewise, drop out of bursary support receiving by children

Figure 15. % of bursary supported children attendance in year wise

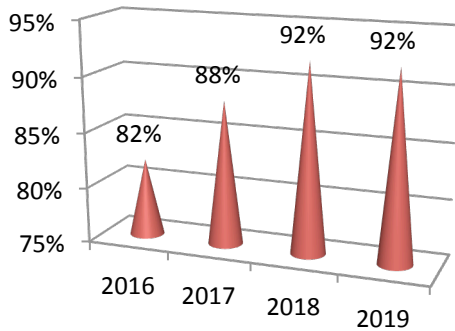
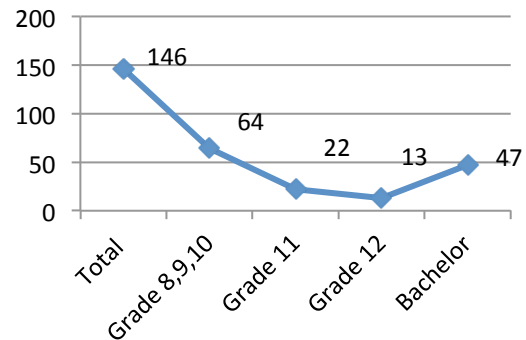


Figure 16. % of Present status of bursary supported children



Area of activities to support bursary supported children education continuation:

- Project has conducted Review training and Head Teacher Conference to learn good practice each and another school with well function of school administration. Also support to prepare/ review SIP/ASIP plan for children status with education continuation in school.
- Coordination with Municipality project has successfully support (Technically and financially) to prepare Education Policy, Education Act and Education Rules to contribute for education continuation in schools. Palika have endorsed all policies with effective implementation.
- Remedial classes conducted focusing secondary level education for children with low learning.
- Best student award were awarded to each student in each Grade in project implemented schools. Similarly, coordinating with Municipality, parent and teacher were also awarded once a year during Education and literacy day celebration.
- As per the income tracking survey carried out in 2020, 92% employed/ self-employed youths are earning more than 72000 annually. Among them 73% youths are investing at least 30% of their annual income for the benefit of their children. This means that parents are more responsible for their children to continuity in school.



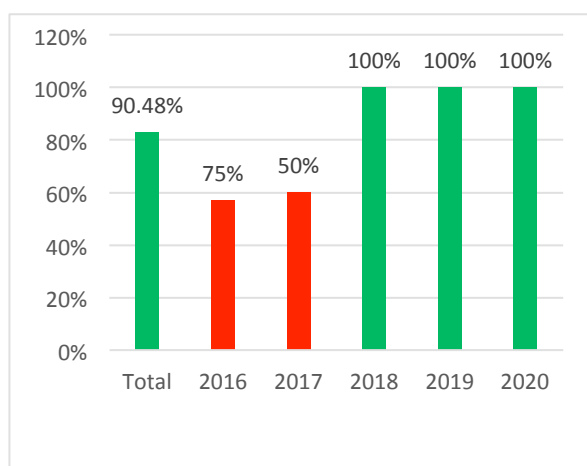
Bursary supported child Subash Nepali told that, " I was in the stage of leaving the school due to my financial situation when I was studying in Grade 8, but I received the bursary support at that time and it has supported to continue to my school. I have received continues support until Grade 10 also. Seeing my situation, project also advocated to select for bursary support and received NPR 10000 annually for my study. Now I am continuing me class. I would like to thank project for the support.

Indicator 6: 50 % of head teachers demonstrate increased capacities to keep adolescent at school and prevent drop out

In yearly basis, project has organized training for capacity building of head teachers from all YEBP implemented districts with aim to reduce dropout rate and increase the retention rate of children in school. The ultra-poor communities in Bajura district, Children from those communities study in project implemented schools. Most of the children in those communities have either never been to school or haven't completed their secondary level education. So, during the workshop, discussion on new policies regarding education, use of PAT board inside school for attendance audit, SIP framework and model school concept for the continuity of children in school were discussed. Project has also coordinated with municipality for organizing head teachers conference of project area as well as municipality. The best practices implemented by schools for increasing the retention rate of students were shared so that those innovative ways could be adapted by other schools also. The details of head teachers participated in the head teachers workshop is presented in figure 17 & 18. As per the year wise survey carried out, 90% (N-38, D-42) of trained head teachers have demonstrated increased capacities to increase the retention rate of children.

As per the outcome of head teachers workshop, attendance rate of project implemented schools have increased. The attendance rate of bursary supported children was 73% in 2016, 79% in 2017, 86% in 2018 and 90% in 2019. Attendance rate could be seen in increasing trend. Similarly, the secondary level completion rate of students in overall is 93% over the project year which was 82% in 2016, 88% in 2017, 92% in 2018, 93% in 2019 and 2020.

Implem enting years	# of survey teachers (D)	# of applied teachers (N)	Disable	
			F	M
2016	4	3	0	1
2017	6	3	0	0
2018	6	6	0	1
2019	14	14	0	0



Bursary fund establishment in school

Best student award

Toli, Dhurasain & choyakot SS established fund for providing support targeting students in secondary level.	Total 12	0	1.
---	----------	---	----



Head teachers of the schools are now adapting the activities implemented by project. Best students and parents award secondary level students.

Developed guideline for providing bursary.

Project as well as teachers and parents also contributed to establish of fund.

Schools have committed to provide award to students based on attendance audit in trimester basis even after project completion. Commitment has been taken regarding use of PAT board and as per the attendance audit conduct home visit at irregular students and conduct interaction with their parents, provide life skill training to students by ToT trained teacher, continue remedial class from schools own internal fund, facilitate child clubs for regular meeting and develop annual action plan and conduct ECA/CCA every Friday. Commitment has been taken regarding use of PAT board and as per the attendance audit conduct home visit at irregular students and conduct interaction with their parents, provide life skill training to students by ToT trained teacher, continue remedial class from schools own internal fund, facilitate child clubs for regular meeting and develop annual action plan and conduct ECA/CCA every Friday.

New innovations by project implemented schools.



Some of the interventions initiated by project for students regularity.

- Formation/ reformation of child club in school, facilitate them to organize regular monthly meetings and develop their annual action plan.
- Supported schools with PAT board for attendance audit and provided orientation to retention of students.
- Support schools to organize extra curricular activities every Friday and award best performer. Total **1638 (G: 765/ B: 873)** children have participated in the activity.
- Project supported schools to develop SIP through school self assessment. They thoroughly discuss on each indicators, discuss ways for betterment and plan in their

SIP accordingly. All 14 project implemented schools are now developing SIP incorporating CCDRR components.

- Supported schools to conduct remedial class for underperformer students. Subjects were analysed by head teachers. Total **1848(G: 1000/ B: 848)** students benefitted from remedial class. Project also supported schools to coordinate with Palika & DESCO. As result, Bhanodaya Secondary school has started the remedial class from class 1 to 10.
- Each year project coordinated with education office of municipality and DESCO for providing best school, students, parents and teachers award. Total **134** students and **81** parents are awarded on the occasion of National Education Day and International literacy day.
- Project facilitate schools to establish fund for scholarship so that needy children could receive scholarship even after project completion. Project have supported 3 schools to establish the fund. NPR 200000 (EURO 1600) have been collected in the fund out of which project contributed NPR 150000 (EURO 1153).

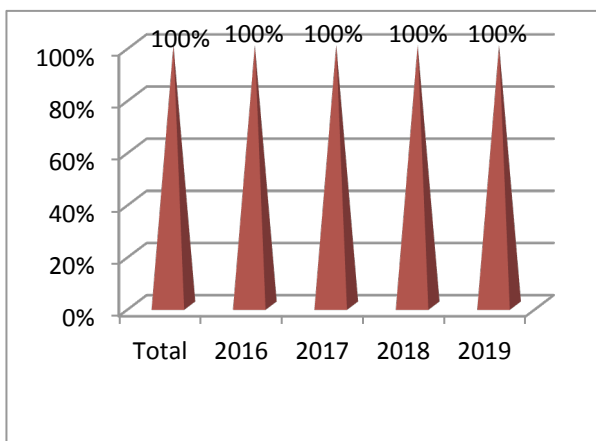
Figure 21, Enrolment campaign initiated by local government.

Figure 20, Bursary support of local municipality

Indicator 7: 50% most deprived dropped-out children receiving bursary support re-enrol and continue school education

During the project period, 42 (G: 31/ B: 11) drop out children identified during enrolment campaigns were admitted in formal education.

Implementing years	Likely to drop out		Drop Out		Likely dpt..Private sector	
	G	B	G	B	G	B
2016	25	30	3	2	0	0
2017	20	22	13	5	0	0
2018	31	23	6	0	0	0
2019	32	29	9	4	2	2
2020	36	28	0	0	2	2
	276		42		4	



Among them 42 (**G: 31/ B: 11**) children based on criteria (ultra poor, orphan, single parent and drop out) were selected by SMC/ PTA and teachers for providing bursary support. Among them, 4 drop out children was supported from private sector (JB Media & kailash brick udyog) till 2021.



Drop out children were identified by collecting household survey based on CEMIS and door to door campaign. The collected database was shared to concerned authorities of municipalities, SMCs, PTAs and head

teachers. Based on the database focused enrolment campaign was conducted. Poster, pamphlets and banners were distributed. Door to door campaigns were conducted to enrol those students. Among the total bursary supported drop out children, 100% are continuing school education and 100% are participated in the SEE examination and final examination up to date. Among them, Ms. Laxmi Baniya has studying in bed 2nd year. She is being a model because she is leading on women cooperative at Brahbish Bajura. She had developed the skill about the teamwork and speaking in a public place without hesitates after got the life skill, financial training. She had developed her habits of speaking, team building and saving after the life skill & financial skill and micro-enterprise development training which has supported to develop her personality.

Some of the interventions implemented by project to enrol and retain drop out children in school

- Collection of household survey data as per CEMIS application, conduct door to door campaign for enrolment.
- More focused on more year drop out children and more age in YEB project working area.
- Education representative, SMCs, Teachers, Local Resource Persons and YEB staffs conducted mentoring and motivational counselling to those students and their parents by home visit and door to door campaign.
- Project supported municipality to develop Education Act, Education Plan and Education Rules both technically and financially. They are now endorsed by executive body of municipality.
- Supported PAT board to schools for conducting attendance audit. Based on attendance audit, door to door campaigns were conducted, their problems were analysed and provided counselling support to them.

Indicator 8: 80% of the most deprived youths receiving vocational training get employment.

Implementing years	Total Trend VTs.		
	G	B	Total
2016	11	17	28
2017	8	12	20
2018	13	25	38
2019	13	29	42
2020	20	10	0
	65	93	158

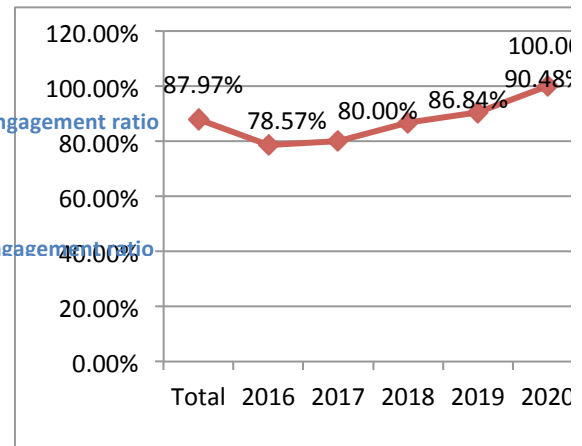
Figure 22 Year wise % of VTs trained detail

Altogether, 237 youths total 87.97% (N: 139/ D: 158) have been graduated from vocational

training till the project year. Currently 8 youth are started their micro-enterprise in 2020. And project has continued facilitated during field visit to youth to establish the micro-enterprise. Most of the challenging part of the project was to select needy and interested youths for MEs/VTs as there were chances of youths being drop out. So, project had coordinated with municipality and ward offices to disseminate information about training to needy youths, receive forms at municipality & ward level. Municipality, ward and CSIDB also published notice for the purpose.

Figure 24 Year wise % of VTs engagement ratio

Figure 23 Year wise % of VTs engagement ratio



Youth club representatives were also mobilized in this work. All participants were interviewed and participants were selected through government mechanism. Then project staffs along with ward chairpersons conducted discussion meeting to see whether the youths are really needy or not and took views of their guardian too.

During initial phase of project year, engagement ratio of youths was low as seen in figure 13 but later on as per coordination with ward offices for youths selection, engagement ratio was increased. Municipality and CSIDB are also now taking ownership on providing vocational training to youths after giving micro entrepreneurship and life skill & financial skill development training. Project will also ensure that drop out youths of project will benefit from the program. To engage ME/VTs youths in business, project established revolving fund mechanism in coordination of cooperative. Altogether 92 youths have received loan from the fund till date. Tri partite agreement has been conducted between cooperative, municipality and organization for effective monitoring and utilization of the fund after project phase out. The youth who has taken loan from such fund are also continues on the business. The vocational training has not been conducted in 2020 but cash supports for 30 youth during COVID-19 pandemic situation.



Activities implemented during the program implementing period by project to engage ME/VT youths.

- Random Market assessment and youth selection for the vocational training has been done with the joint plan with CSIDB.
- Provided the Life skill and financial skill training to all selected MEs/VTs youths so that they can have strong decision on what to do for right way on life.
- To increase their saving habit and more investment in business.

Quotes: It is a better opportunity to receive

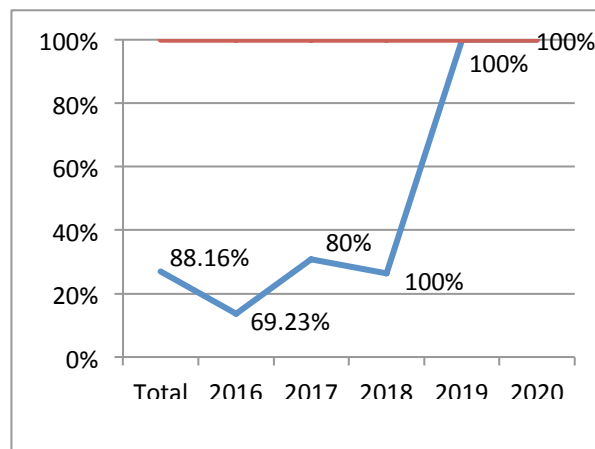
- Conducted the micro-enterprise development training to selected youth you were engaged in vegetable farming in Rajali. It has participated in life skill and financial literacy training.
- Selected the final youth for vocational as their desire and trades and provide the daily supports to manage the school and family needs. **Mr. Indra Bahadur Rawal**
- Supported to coordination with municipality, CSIDB, private sector and other concerned stakeholders for jointly conduct the training and placement of youth.
- Regularly provided mentoring and motivational counselling to youths for the betterment of their business.
- Those needy youths with difficulty in establishing business due to financial issues and youths with low income based on income tracking analysis were provided with business start-up support. Total. 42 youths provided with start up support.
- Project is also focused to register business of youths for sustainability. Till date, project has supported 96 youths to register their business.

Indicator 9: 70% of the most deprived youths receiving micro-enterprise skills training establish micro-enterprises.

The activity aims to engagement of youth aged 18-22 by enhancing the capacity and start up of micro-enterprise development. There are 275 youths (N: 128/ D: 147) have been graduated from micro-enterprise development training till the project implemented year.


Implementing years	Total Trend MEs.		
	G	B	Total
2016	13	26	39
2017	10	20	30
2018	18	22	40
2019	11	17	28
2020	7	8	0
	59	93	152

Figure 25 Year wise % of VTs trained detail



It is shown that the totals 87% youths are engaged in micro-enterprise development activities until this period according to the survey report. Most of the challenging part of the project was to continue of MEs in the training and business there were chances of youths being drop out regularly. And some of the youth were not started their business after completion of the training therefore project had planned to continue visit at home and conducted the counselling to them who have not started their business.

Therefore project had coordinated with their parents for the effective implementation of the training and establishment of micro-enterprise. Counselling has been done on the participation of their parents because it was really necessary to took view of their guardians during the business starting



Among total trained

youths, 87% (N: 128/ D:
147) are employed/self
employed.

stage. During initial phase of project year, engagement ratio of youths was low as seen in figure 24 but later on as per coordination with ward offices for youths selection, engagement ratio was increased. Municipality and CSIDB are also now taking ownership on providing micro-enterprise development training to youths as the training manual and package of Nepal government after giving life skill & financial skill development training. To engage MEs youths in business, project established revolving fund mechanism in coordination of cooperative. Tri partite agreement has been conducted between cooperative, municipality and organization for effective monitoring and utilization of the fund after project phase out. The Micro-enterprise development training has not been conducted in 2020 but cash supports for 30 youth during COVID-19 pandemic situation.

Activities implemented during the program implementing period by project to engage ME/VT youths.

- Random Market assessment and youth selection for the micro-enterprise development training has been done with the joint plan with CSIDB.
- Provided the Life skill and financial skill training to all selected MEs youths so that they could have strong decision on what to do. To increase their saving habit and more investment in business.
- Conducted the micro-enterprise development training to selected youth you were participated in life skill and financial skill training on the package of Nepal government.
- Supported to coordination with municipality, CSIDB, private sector and other concerned stakeholders for the training and placement of youth.
- Regularly provided mentoring and motivational counselling to youths for the betterment of their business.
- Those needy youths with difficulty in establishing business due to financial issues and youths with low income based on income tracking analysis were provided with business start-up support and counselling by the CSIDB, municipality authority and concerned person.
- Facilitated to encourage the MEs to register their business in Palika and CSIDB office.
- Supported to selection and awarded of best entrepreneurs on annual micro-entrepreneurs and youth day.
- Local government and CSIDB are taking ownership for the monitoring, tracking and follow up of MEs & VTs.
- Municipality are using and applying the incoming tracking monitoring tool to all micro-enterprise.

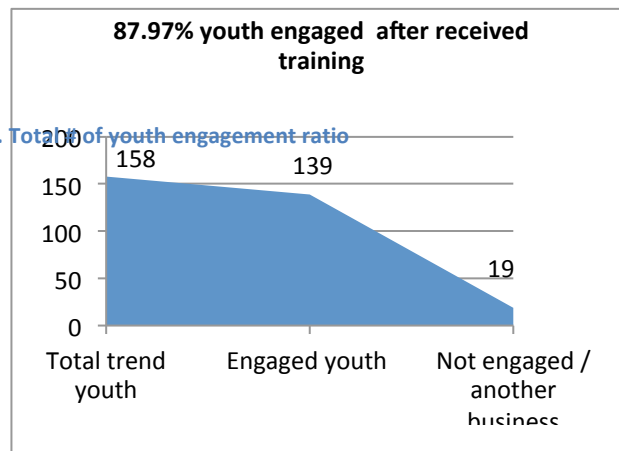


jointly conduct

counselling to youths for

Indicator 10: Proportion of Ays who completed Vocational and Technical (VT) Training;

The Youth Empowerment Bulgari Project had studied the working condition and employment status of the youths in the district in coordination with the local level municipalities and the CSIDB. It has working on youth incoming generating sector from 2016 to 2020 by selecting various trades and conducting the vocational training on the package of Nepal government. During this period, the unemployed youths in different municipalities working under the project

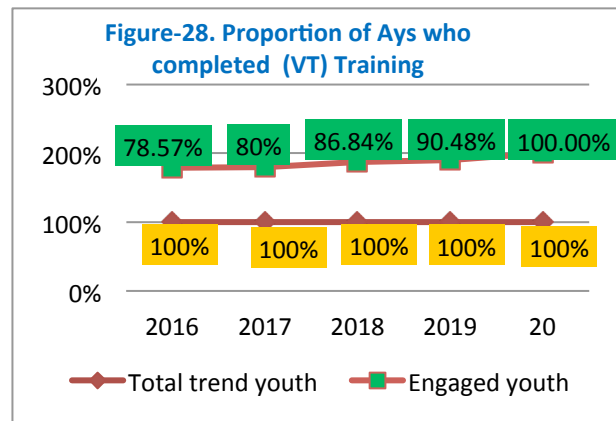


in the district have got the opportunity to acquire various skills through the project. In order to fulfil this indicator, the project had undertaken various activities to create employment at the local level by including out-of-school youth in the age group of 18 to 22 years in small enterprises and short-term skill development training. It is seen that the dropout rate of the youths has low as the process of selection the youths for small enterprise and skill development training from the pre-ward level has been streamlined. In the early years, although the youths were very curious about the training, the dropout rate was high, but in the later years, the youths were forced to choose the necessary trainings themselves by paying attention to youth own needs and desires. Due to which the dropout rate of the youth has been decreasing.

On the other hand, the project collaborated with the ward offices for the selection of the youth and asked the needy youth to discuss for the selection. Also, after the ward office developed a system to keep a list of the youths sent for training in its profile, the rate of youths leaving the training has come down. On the other hand, the project started the process of selecting the selected youths for micro-enterprise training only who received with life skills and financial skills training. And after that they had got the chance to participate in the vocational training after these all process and stages. Due to which, the youth got the opportunity to understand the process of steep wise training and value of training which helped the youth to understand the importance of business. After that, selected youth were motivated to continue in business. There are only 19 youths are not continued their business after received the micro-enterprise & vocational training because they are more interested to another business after completion vocational training. Now they are already engaged in other enterprise but we did not count them because they are not engaged in same business where they had received the training by the project.

Activities implemented during the program implementing period by project to maintain the proportion of youths who completed Vocational and Technical (VT) Training;

- Supported to youth for the selection of trades as their choice and interest.
- Counselling to Micro-entrepreneur to establish their enterprises.
- Business counselling for micro Entrepreneurs in monthly basis for the betterment of business.
- Assist to the young entrepreneurs in formulating business plans as required the model of CSIDB.
- Support to motivate the youths by rewarding as the successful entrepreneur.
- Coordinated with service providers and private sectors for placement of youth.
- In order to attract the youth towards their business, youth had participated in small scale enterprises which were organized inside and outside the district.
- Opportunities were created for the participation of the youth in the subsidies given by the Home and Small Industries Development Committee and other government bodies.
- Considering the impact of COVID-19 on the business of the youth, subsidies were provided to facilitate the operation of the business.

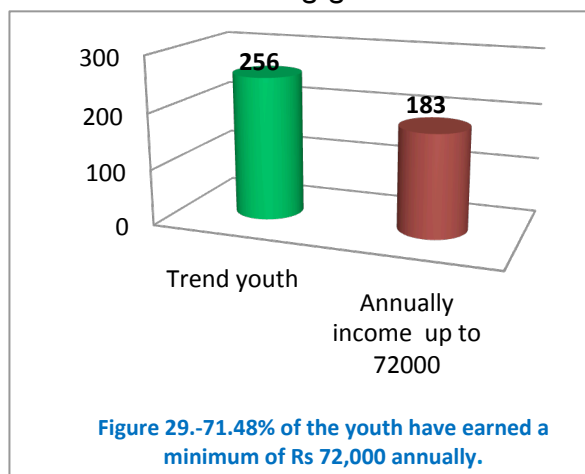


Result 3: Economic empowerment: Children and families of target youths improve livelihood and wellbeing through enhanced employability/self-employment.

Indicator 11: 80% employed/self-employed youths, who are training graduates and micro enterprise beneficiaries of the project, earn at least NRs 72,000 annually

Figure 30. on the spot counselling to VTs/MEs.

The indicator 80% employed/self-employed youths, who are training graduates and micro enterprise beneficiaries of the project, earn at least NRs 72,000 annually in the project area. The main objective of this indicator was to increase the school attendance rate of secondary school children and to involve their parents in livelihood activities for their livelihood. In order to fulfil this indicator, the project had undertaken various activities to create employment at the local level by including out-of-school youth in the age group of 18 to 22 years in small enterprises and short-term skill development training. It was estimated that 80% of the trained youths would be able to earn Rs. 72,000 annually; it would be support to strengthen their family status and use the money to support their children's education. For whom, altogether, 256 there are 183 youth have earn Rs. 72000 annually. The most challenging aspect was continuing MEs / VTs in their business because the young people who were selected were not able to work in the same place as other young people in the same age group. So it was a little difficult to see them continuing in the same business. This can be considered as a relatively good achievement.



Activities implemented during the program implementing period by project to earn at least NRs 72,000 annually

- Supported to facilitate for the youth to choose the business of their interest.
- Counselling to Micro-entrepreneur to establish their enterprises.
- Coordinate among entrepreneurs with cooperatives for starting small business ventures.
- Assist to the young entrepreneurs in formulating business plans.
- Business counselling for micro Entrepreneurs by monthly basis.
- Tracking of monthly income of entrepreneurs.
- Supported to coordination and linkage of entrepreneurs with other service providers and financial institutions.
- Conducted the learning sharing meeting with Palika in quarterly basis.
- Conducted the quarterly basis meeting with MEs/VTs for the investment in children.
- Business monitoring and coordinating with the stakeholders for motivating the youths by awarding by successful entrepreneur in the district.

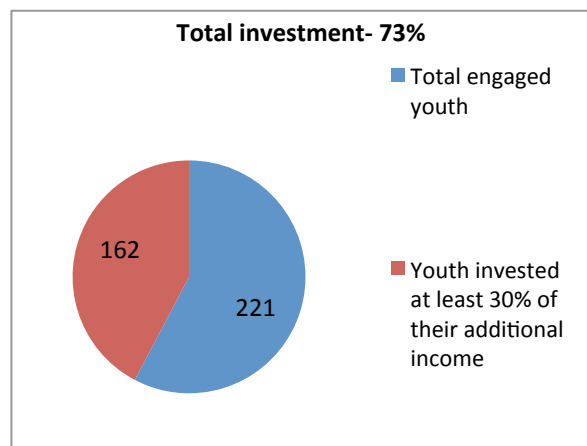


- Organized the additional skill-based training for capacity building of young entrepreneurs.
- Project has continuously coordinated with service providers and private sectors for youth engagement and employment.
- The concept of saving was discussed with the help of piggy bank for the development of the habit of saving some of the money earned by the youth.

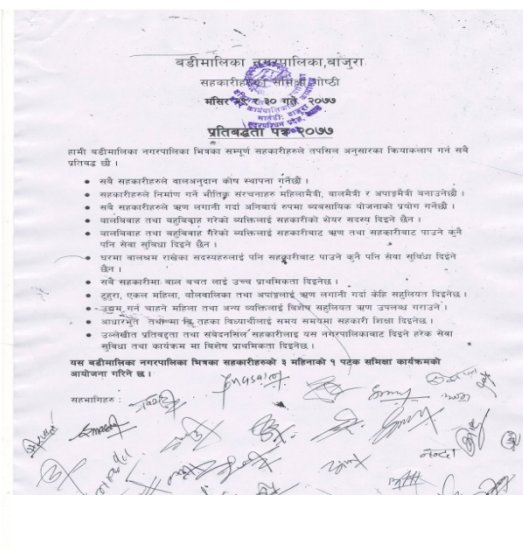
Figure 31. # of youths invest 30% income for children

Indicator 12: 80% employed/self-employed youths will invest at least 30% of their additional income to their children and families

The indicator was set with the objective that 80% employment / self-employed youth will invest at least additional 30% of their extra income in the project area annually in their children and families. The main objective of this indicator was that micro-entrepreneurs would set aside at least 30% of their earnings for their children. In order to fulfil this indicator, the project had undertaken various activities to create employment at the local level by including out-of-school youth in the age group of 18 to 22 years in small enterprises and short-term skill development training at the community level. For the better life of youth and effective implementation of program, there was planned to conduct the life skill and financial training to youth for saving habit in the community level. Accordingly, various skills were taught to the youth to engage them in business and develop their saving habits. As a result, investing in some of the children they have earned will help them succeed in their future endeavours.



However, out of 221 the engaged youth in micro-enterprise, 162 are invested at least 30% of their additional income to their children and families annually. Measuring this ratio of investment at least 30% of their additional income to their children and families, there are 73% of the youth are currently invested at least 30% of their additional income to their children and families annually. This can be considered as a relatively good achievement of the project. Looking at the results, it seems that young and small entrepreneurs running businesses in the field are spending a few percent of their earnings on children as well. As a result, the children of the school group have been given the opportunity to



However, out of 221 the engaged youth in micro-enterprise, 162 are invested at least 30% of their additional income to their children and families annually. Measuring this ratio of investment at least 30% of their additional income to their children and families, there are 73% of the youth are currently invested at least 30% of their additional income to their children and families annually. This can be considered as a relatively good achievement of the project. Looking at the results, it seems that young and small entrepreneurs running businesses in the field are spending a few percent of their earnings on children as well. As a result, the children of the school group have been given the opportunity to

go to school continuously and have been supported in their studies.

Activities implemented during the program implementing period by project to encourage the micro-enterpriser to investment at least 30% of their additional income to their children and families annually;

- Counselling to Micro-entrepreneur to establish their enterprises continuity.
- Coordinate among entrepreneurs with cooperatives for starting small business ventures and additional supports for business expand.
- Assist to the young entrepreneurs in formulating and update their business plans.
- Business counselling by CSIDB and project staffs for micro Entrepreneurs to continuity.
- The concept of saving was discussed with the help of piggy bank for the development of the habit of saving some of the money earned by the youth.
- Tracking of monthly income of entrepreneurs and discussion on the investment to the children of their monthly income.

Indicator I3: # of Enterprise created each year

YEB Project has initiated the different activities and action for creation of enterprise each year. The purpose of the project was to provide skill-based trainings to the youth and engage them in various income-generating activities. As a result, the number of young people doing business has increased annually and the rate of starting a new business has also increased. Some new types of businesses have also been established in the district due to the counseling given to the trained youths during various programs and home visits. It is an opportunity and a challenge for the youth of Bajura to start new ventures such as Auto Rickshaw, Laundry, Poultry Production, Sandals Production and Brick production.

Working years	# of youth created enterprises	
	F	M
2016	6	21
2017	9	10
2018	10	11
2019	27	20
2020	4	4
Total	56	66



But in recent times, the youth of Bajura have been very happy and impressed by the activities carried out by this project. This is because the project has created various new types of industries and businesses in partnership with the local government and has also facilitated the municipality to allocate budget in the youth sector. On the other hand, a

group of youths who have returned from abroad have also gathered and conducted various discussions with the youths to demonstrate the skills learned abroad at the country and community. For example, the first Young Entrepreneur Conference in Bajur, youth parliament practice, interaction program between the youth and local government representatives, etc. Since 2016, 221 out of 252 trained youths in the project area of the district have been running various enterprises and businesses. Looking at the level of involvement of youth in business, it is 88%.

Figure -34. MEAL complaint response mechanism

4. Cross cutting activities

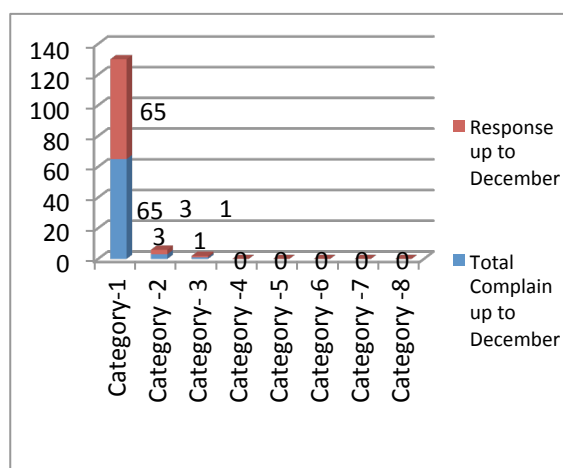
4.1 Conduct baseline and End line survey and mid-term and final evaluation

PeceWin/Save the children had supported to conduct the baseline survey in 2016, Midterm evaluation in 2018 and final evaluation in 2020 at district level. It was conducted by consultant. The main purpose of the survey was to analysis the situation of project and its targeted beneficiaries and preparation of the new plan on the base of survey result for the betterment of the project. After the survey and evaluation, there was prepared the plan for the effectiveness of the program and few activities were designed for the collaboration with local government after the suggestion of evaluation team.

4.2 Monitoring, Evaluation, Accountability and Learning (MEAL) implementations;

The regular visit has been done by MEAL based on set quality benchmark to ensure access to information of project and quality to the beneficiary, collect and respond to the

Implementing years	Registered Findings	Registered Complaints	Findings resolved in time	Complaint Resolved in time
2016	5	3	5	3
2017	54	7	54	7
2018	45	12	45	12
2019	20	22	20	22
2020	5	25	5	25
Total	129	69	129	69



beneficiary's feedbacks and complaints. MEAL section has been sharing collected feedbacks

from beneficiaries/stakeholders and findings to the program team and develop an action plan in order to resolve the issues/gaps/findings. During this five years period, a total 129 findings & 69 complaints/feedbacks from beneficiaries were received in different categories, of which, all have been addressed. Likewise, findings identified from field visits by MEAL staff and all findings are addressed within the deadline through making an action plan. Some complaints were also registered in category 2 & 3 but those complaints were also resolved in time through discussions with the concerned persons. In the program implementation period, following major activities conducted under MEAL at Bajura district; regularly conducted general monitoring on the base of QBM.



- Successfully completed all planned surveys and evaluations in the project.
- Supported program activities by analyzing data and providing information.
- Enhanced capacity and skills of MEAL related staff for participating in different training.
- Institutionalized of the 1098 child help line through the MEAL system.
- Some of the adaptation activities i.e. orientation program and MEAL CFM sharing has been conducted through local FM radio during COVID-19 pandemic situation.
- Timely response of the complain and feedback.

4.3 Coordination and collaboration with Government line agencies, service providers and private sector.

The project team coordinated and consulted with local level government, Cottage and Small Industry Development Board (CSIDB), District Chamber of Commerce and Industry (DCCI), District Agriculture Development Office (DADO), District Cottage and Small Industry Association, Youth Self Employment Fund, District Education Unit, ward level stakeholders and concerned agencies while doing planning, preparing strategic plan and policies and implementing project intervention. Project staffs were committed that to strengthen the capacity of local government and private



sector. And in order to achieve this goal, various programs were conducted in coordination with the local government and the private sector.

Below mentioned are major activities conducted in coordination and collaboration with government line agencies and service providers.

Following activities have conducted in coordination with different stakeholders:

S.N	Organization	Objective of Coordination	Result
1	Government (Municipality)	Policy and strategy preparation	Badimalika MC: - Youth policy, Livelihood strategy plan, education policy and NGO monitoring guideline are prepared by facilitation and technical support of project team and on the implementation stage by local government.
		Vocational, other trade related training and job placement and budget allocation	Budhiganga, Triveni and Badimalika MC: - Triveni MC allocated NRs 10,00,000 (EURO 7692) to and Badimalika MC allocated NTs 1200000 (EURO 9230) for expand YIC management. - Budhiganga MC allocated NRs. 50000 (EURO 384) Motorcycle repairing training to youths. - Tailoring training to youths jointly with Badimalika Municipality, CSIDC and PeaceWin.
		collaboration	- Online remedial class and counselling to youth program has been conducting with the collaboration of DESCO during the pandemic situation of COVID-19. - Advocacy on municipalities for budget planning on matching fund to youth and the assembly and the assembly has allocated the budget for the self-employment revolving fund and jointly prepared the plan with prime-minister employment program.
2	Service providers (Education Development and Coordination Unit (EDCU), school, SMC,	Prepare the plan for jointly conduct the education related all activities	Badimalika MC: - In coordination with DECO and Palika ECA and CCA, remedial class conducted in school and local FM Radios. - Palika representative and education development committee has taken initiation for door to door counselling for out of school children.

	PTA, RP, Child Club, Youth Clubs, rural municipality).		<ul style="list-style-type: none"> - Celebrated education and children day. - Quarterly meeting of district education cluster have been conducting regularly. - YIC are sustaining in Palika level.
3	Private sectors (FNCCI, and other private sectors)	Youth entrepreneur fair to promote the trade of MEs& VTs.	<ul style="list-style-type: none"> - 28 youth are on the job placement with the jointly coordination with Jayabageshori Agriculture and Mahalaxmi agriculture pvt.ltd. Nepalgunj & Dhangadi. - 7 youth are in kailash Bricks udyog and 6 youth are placement in Laxmi auto parts after jointly conduction and collaboration of vocational training. - 4 children (2 by JB Media & 2 by Kailash Itta udyog) are receiving bursary support after the collaboration with private sector. They will continuously receiving bursary support until 2021. - 28 Youths entrepreneurs' were participated in 1st youth entrepreneur fair at Martadi, Bajuraand sold their produced materials. - 34 (W: 16, M: 18) best youth entrepreneurs (YEBP working areas) were awarded on the occasion of youth entrepreneurs' day at district level.

Figure 37 Success story book publication

4.4 Visibility materials (bags, T-shirts, caps, stationeries etc.) production.

Youth Empowerment Bulgari Project team printed the bags for project staffs as visibility materials. These materials were provided to project staff to be used during project activities in the office and in field. PeaceWin have placed the logo of Bulgari and save the children in every activity at district and municipality level for more visibility in the community level. This has ensured the dissemination of branding of Bulgari, save the children and PeaceWin.

4.5 Produce Documentary and Bulletin to highlight success and lessons learned.

RMA books and Success stories printed in Bajura jointly with Badimalika municipality and CSIDB Bajura, in which project interventions and its impacts, success story, video documentary of successful entrepreneur's and article published and distributed to beneficiaries, stakeholders and project team to disseminate of the good work during project implementation. It has supported to disseminate the publication materials to the target group and line agencies during the project implementation period. PeaceWin also prepared



the video documentary of 1st youth submit in 2019 jointly with Badimalika municipality. It has also a best idea for the youth motivational and engagement in the micro-enterprise development.

4.6 Operational research

PeceWin has technically support to save the children for operational research in the project implementing period. Save the children have surveyed the effect on children & youth during COVID-19 and project team has supported to field survey and data collection for this purpose. It has supported to research the effect on the daily life of children and youth.

4.7. Best practices applied in Project

Peacewin Bajura has also started some good practices during the project operation period.

This can be taken as project sustainability. The project has played an important role not only in the success of the project activities but also in capacity building of youth, micro enterprise development and system strengthening, capacity enhancement of local government, increment ratio of secondary level students and youth engagement in income



generation activities. Some of the best practices during the project implementation period are as follows;

- Delivery to different age groups by their interest and need through project.
- Vulnerable groups and methods are used to identify and reach them through the coordinating way of government.
- Schools adopted attendance audit and remedial class.
- Close coordination with local level and supported to prepare the policy and procedures of Palikas.
- Local government adopted the plan and policy & engagement of private sector.
- Cooperatives adopted child endowment fund. Proper mobilization of YIC at YEBP working area.
- NPR 3500000 have been mobilized to youth by cooperative through youth self employment fund.
- Badimalika MC has taken ownership of all the cooperatives within the municipality to from child sensitive cooperatives.
- All the cooperatives within the Badimalika MC have agreed to establish a child endowment fund by signing a meeting of the cooperatives in the municipality.

- Three schools have set up child endowment funds in schools with the help of school teachers, local government and other supported people.

III. **Beneficiaries**



Beneficiaris table
2016-2020.xlsx

IV. **Crosscutting issues**

The project has been implemented and concerning and addressing to the cross cutting issues during the project working period in Bajura district. Project has support to lobby in the policy, provision preparation of local government, implementation, and budget allocation for beneficiaries and advocacy on burning issues for the effective implementation by local government. Some of are as follows;

a. **Inclusion of Children with Disability:**

The project has prioritized to increase involvement of differently able people and children in project intervention. However, the project does not have separate events for children with disability. As the project's target group are most deprived and vulnerable children and youths thus, they have been given importance while providing support.

Detail of CWDs and PWDs included in Project benefits:

District	# CWDs Reached			# of PWD Reached			Total
	Girls	Boys	Total	Female	Male	Total	
2016	5	3	8	3	5	8	16
2017	20	21	41	15	24	39	80
2018	16	11	27	4	17	21	48
2019	49	50	99	35	58	93	192
2020	14	13	27	15	18	33	60
Total	104	98	202	72	122	194	396

b. Advocacy:

Figure 39. Teachers are campaigning in tole for continuity of students

The project has focused on major two issues for the advocacy; one is school regularity through the bursary support, attendance audit and enrolment campaign and another one is working to increase employability for the youths through working with rural municipalities and private sectors. To address the youth's issue regarding unemployment and create opportunities for the youth the project has been facilitating in preparation of local policy and strategies and ensure the implementation of these and other available policies and strategies. To ensure implementation of government policies, YEBP team has practised formulation joint planning of livelihood activities with the municipalities and other stakeholders; some of the major achievement are as follows;

- Coordination with CSIDB and municipality for joint preparation of livelihood sector implementation plan for youth skills development.
- CSIDB has adopted the monthly income tracking tools for the replication to MEs/VTs at municipalities' level.
- Badimalika municipality have allocated budget for subject teacher in secondary school once they found gap in number of teachers in secondary level. They are appointed 47 teachers for basic and secondary level in this period.
- 55 out of school children are enrolled during the five years period by the enrolment and door to door visit campaign at community level.
- Badimalika, Budhiganga and Triveni Municipality have made the youth policy, livelihood strategy plan and education policy with the technical support and advocacy of YEB Project peaceWin, Bajura. Now it has on the implementation phase.
- Triveni and Badimalika Municipality have allocated the budget for YIC management and youth advocacy. Budhigamga municipality made the decision of child friendly cooperative (६१.नगरपालिकाभिन्नकासम्पुर्णसहकारीहरुलाईबालमैत्रीसहकारीबनाईनेछ ।) and allocated the budget for self employment revolving fund (७४.तपाईंको मेहेनत हाम्रो लगानी स्वरेजगार घुम्तीकोष कार्यक्रमलाई प्रभावकारी रुपमा संचालनमा ल्याईनेछ ।)for youth on their annual plan and program.
- Badimalika Municipality has discussed with cooperative meeting to make the child sensitive cooperative and children related issues. All the cooperatives under Badimalika Municipality are signed on the agreement paper to make child sensitive cooperatives.



- Ward no-4 of Triveni Municipality has allocated the fifty thousand to establish the child endowment fund by school.
- By the facilitation of save the children/PeaceWin, Badimalika & Budhiganga Municipality have prepared the COVID-19 response plan.
- Supported to advocacy on seven steps planning process of ward level for budget allocation to youth sector.

c. **Gender:**

Gender inclusion is an important part of cross cutting theme of the program. During programme implementation, YEB Project emphasised on selection of vulnerable children and youths of beneficiaries in bursary support, entrepreneurship development training as well as VT providing time. This was given serious consideration while reformation of SMC, child and youth club. YEBP is targeted to especially socially discriminated, poor children and youths for better their life. Female participants with small child who come to attend the training were provided with an option to come with a caretaker. Some of the achievements are given below:

- 83 girls are benefited from the bursary support from 146 total children.
- 99 girls and 70 women (child clubs members & Youth clubs) have been participated on child clubs & youth clubs formation/reformation activity.
- 1043 girls and 236 women among 2472 total participants are orientated on life skill and financial skill training.
- 83 women participants have engaged on micro-enterprise business out of 221 participants.
- 144 girls received child endowment fund among 261 total children.
- 217 women visited in youth information centre. Among them, 5 disable women also visited in the YIC.
- 101 girls and 473 women directly participated on school attendance audit and SMC/PTA meeting and counselling program.
- 64 girls and 36 women awarded from best students, parents and best entrepreneurs.
- 104 disable girls and 72 disable women directly involved and benefited on the Youth Empowerment Bulgari Project.
- Girl's members are leading in school level child clubs.
- Increased the women participation on SMC meeting and visiting at school about the discussion on their children.

V. **Challenges**

The following challenges were faced in the program implementation period:

- Parents are not interested to visit at school for discussion about their own children because they are focused on income generating activities only.
- Frequent changes of school head teachers from some school caused delay and difficulty to implement the actions (such as trainings& administrative work) on time.

Figure 40. VT Saroj engaged in shoe sewing centre.

- Local government are focused more on hardware activities rather than software activities. They have high expectation from PeaceWin/save the children and have suggested the project team to work as per their need instead of implementing our already planned activities.
- There is a trend of seasonal migration of Bajura to India for labour work. More than 10 percentage male youth migrate to seek out jobs to aboard. It is the major challenge in Bajura district.
- For vocational training, the age group of youth should be increased from 22 to 25.
- It has been difficult to placement or continues engagement to MEs/VTs on micro-enterprise development during COVID-19.
- Students' studies were disrupted after schools were closed due to COVID-19.

VI. Lessons Learned

- Involvement of governmental agencies and balanced coordination can give good output in the sector of education as well as livelihood. Youth selection for providing MEs/VTs training takes time and is a very much sensitive stage for supporting needy youths. So, we started searching MEs/VTs and increment of the coordination with municipality and wards level authority.
- Consulting with parents and motivating them ensures continuation of youths to their work. It makes youths accountable to their duties and responsibilities and their family as well.
- Counselling types program must be designed and need to conduct/share in community level people.
- Even people with disabilities can do everything if given the opportunity.
- Selection the trade first may be solution of dropped out the MEs/VTs.
- For follow up and supporting mechanism to MEs and VTs, is better to formed loose forum (Ward and MC level) and develop system of monthly meeting. It became easy to project team to follow up them regular, experience sharing, motivate each other and provide counselling to do well the business.
- Working with municipality to develop policies significantly supports to address the issues of children and youths and is effective while lobbying for resource allocation.
- Development organization need to be focused during ward and community level planning process because it may support to prepare the best plan for the need based of community.



VII. Sustainability

Sustainability is the key priorities of YEBP. For sustainability of project intervention, the project works in partnership with different structure local government, community level structure and facilitating the government to make the period plan regarding youth entrepreneurship. For this purpose, YEBP team has been working with Cooperative, local government, private sectors and line agencies. Following key strategies are adopted for sustainability of project:



Figure 41. Livelihood strategy plan of Badimalika

Institutional Sustainability:

- Registration of MEs and VTs in local government & CSIDB for advocacy about the investment for youth entrepreneurship activities to reduce the youth migration.
- Annual calendar are published on palika level including of local level curriculum and CCDRR plan is included on SIP at school. It will continuously be practiced in school in coming days and simulation will be carried out.
- Incorporated the ECA and CCA plan in SIP helpful and support for continue implementation of those action even after phase-out of project.
- Inclusion of the project good practices in to government plan will ensure the follow up of the similar activities in the coming days. Livelihood strategy, education plan and Youth policy of palika have made to implement that strategy even after the project.
- Local government & schools are owned and include the model activities like revolving fund and child endowment fund in their annual plan.
- Enterprise established by youth is continuously registering in municipality and CIDB.
- Supported to Strengthening of the community based organization like schools, cooperatives and youth information centre which will continuously support and functional. And municipality has taken the ownership of YIC for strengthening.



Financial Sustainability:

- Allocation of 5% amount from the annual income of cooperative for the child endowment fund to support the vulnerable children of community is one of the steps toward sustainable approach to address the need of vulnerable children at community level. The child endowment fund approach is also accepting and adapting by local government body.
- Schools have established child endowment fund which will continually support to vulnerable children at community and school level.
- Worked closely with local government for policy formulation and planning process about youth for education and sustainable livelihood promotion.
- Tri-party agreement has done with Municipality, CSIDB and Private Sectors for the support of bursary support, vocational training, skill training and job placement of youth at district level.
- Provision of revolving funds at the local level will ensure the access of the youths to the financial resources even after the project.
- Incorporated the youth generating activities on the five year's micro-enterprise development strategic plan of municipality which will create an employment opportunity for the youths.

Social Sustainability:

- Supported the literacy ward declaration, child marriage and chhaupadi gooth free declaration plan of local government.
- Youth clubs are mobilizing on the campaign against alcohol free ward declaration.
- Supported to distribution of relief during the flood & landslide after the coordination/requisition of local government.
- Kailash Itta Udhyog & JB media have supported the bursary fund four children continuously since 2018. They are agreed to support Rs 10000.00 (Ten thousand only) for every single child until 2021.

VIII. Annexes

Annex 1: Financial Report (2020)

S.N.	Budget head	Jan to December budget	Jan to December expenses	Budget Expenditure %
1	Total Program Cost	3543917	3543905.6	100%
2	Personnel Cost for Partner	2816575.874	2816575.874	100%
3	Equipment for Partner	0	0	
4	Admin/Operation cost	288224.61	288224.61	100%
Total		6648718	6648706	100%

Annex 2: Beneficiaries Table (Five year)



Beneficiaries -SC
Italy request-2020-cc

Annex 3: Indicators monitoring tool (Compiled)

Annex 4: at least two case studies per report (High Quality pictures and Comms material - refer to donor requirements stated above)



Final success story
of Sirjhana .docx



Final success study
of Dhan Bdr. Saud -.c

Annex 5: Attendance tracking of bursary supported students (five year)



Final - annual
attendance tracking z

Annex 6: Child club and youth club details



CC & YC list of 5
years.xlsx

Annex 7: Child endowment fund supported details



Final Sheet of Child
Endowment fund supj

Annex 8: Cooperative fund repayment status



Cooperative fund
Repayment status-2

Annex 9: Updated bursary supported status



Final sheet of
Bursary supported ch

Annex 10: ME & VT Income tracking



MEs and VTs income
tracking of 2016-2020

Annex 11: Output tracker



Final output
trackers.docx

The End